

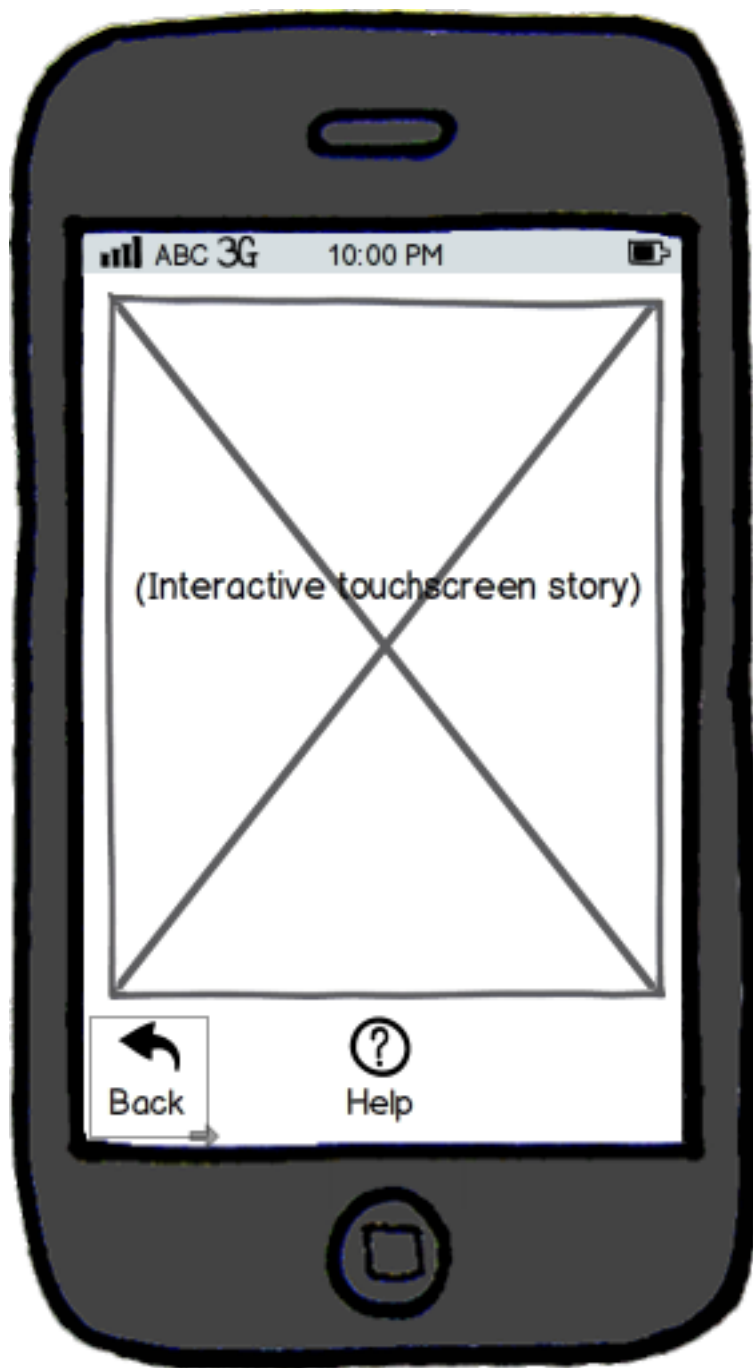


The child starts here, choosing one of two actions. The child can continue a previous story by clicking the 'Continue previous story' button or start a new story by clicking the Options Icon or the Option link in the instruction text.

If at any time the child is confused the Help icon will give instructions on how to work the app..

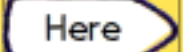



First the child signs in to the app
and his own story.



This is when the interactive story starts. The child chooses their path through a story, which story is timed appropriate to the setting chosen in the 'Length' dropdown in the Options

It is a gentle story, interesting but not too engrossing.

(Click  to move on)



When the time is up the story ends and the child receives a message. (The length of the story is timed appropriate to the setting chosen in the 'Length' dropdown in Settings.) There is an option of an additional song to help the child settle into sleep.

The child has been entertained but is not too caught up in this activity. The child is tired and ready for bed. (There is no option to play more - this app is to assist children into sleep, not to keep them

Go back to start



The child chooses from a series of options. The child chose a 'castle' setting; click to continue...

At any time the child can get instructions about how to work this app through the Help button on the bottom.



The child continues to pick until all the available options are defined. Click to play the story...

At any time the child can go back and choose a different option through the Back button on the bottom.